

Appendix B: Risk Scoring Matrix

Impact




5 Very High/Critical	5	10	15	20	25
4 Major	4	8	12	16	20
3 Moderate	3	6	9	12	15
2 Minor	2	4	6	8	10
1 Negligible	1	2	3	4	5
	1	2	3	4	5
	Very Rare/Unlikely	Unlikely	Possible/Likely	Probable/Likely	Almost certain

Likelihood of risk occurring over lifetime of objective (i.e. 12 mths)

Impact Risk Scoring Criteria

Scale	Description	Departmental Service Plan	Internal Operations	People	Reputation	Impact on the Environment
1	Negligible	Little impact to objectives in service plan	Limited disruption to operations and service quality satisfactory	Minor injuries	Public concern restricted to local complaints	None or insignificant damage
2	Minor	Minor impact to service as objectives in service plan are not met	Short term disruption to operations resulting in a minor adverse impact on partnerships and minimal reduction in service quality.	Minor Injury to those in the Council's care	Minor adverse local / public / media attention and complaints	Minor local impact
3	Moderate	Considerable fall in service as objectives in service plan are not met	Sustained moderate level disruption to operations / Relevant partnership relationships strained / Service quality not satisfactory	Potential for minor physical injuries / Stressful experience	Adverse local media public attention	Moderate local impact
4	Major	Major impact to services as objectives in service plan are not met.	Serious disruption to operations with relationships in major partnerships affected / Service quality not acceptable with adverse impact on front line services. Significant disruption of core activities. Key targets missed.	Exposure to dangerous conditions creating potential for serious physical or mental harm	Serious negative regional criticism, with some national coverage	Major Local Impact
5	Very High/Critical	Significant fall/failure in service as objectives in service plan are not met	Long term serious interruption to operations / Major partnerships under threat / Service quality not acceptable with impact on front line services	Exposure to dangerous conditions leading to potential loss of life or permanent physical/mental damage. Life threatening or multiple serious injuries	Prolonged regional and national condemnation, with serious damage to the reputation of the organisation i.e. front-page headlines, TV. Possible criminal, or high profile, civil action against the Council/Fund, members or officers	Major regional or national impact

Residual Risk Score Change since last meeting indicator

-  Risk Increase
-  No Change
-  Risk Decrease

Likelihood of risk occurring over lifetime of objective (i.e. 12 mths) Risk Scoring Criteria

Rating Scale	Likelihood	Example of Loss/Event Frequency	Probability %
1	Very rare/unlikely	EXCEPTIONAL event. This will probably never happen/recur.	<20%
2	Unlikely	Event NOT EXPECTED. Do not expect it to happen/recur, but it is possible it may do so.	20-40%
3	Possible	LITTLE LIKELIHOOD of event occurring. It might happen or recur occasionally.	40-60%
4	Probable /Likely	Event is MORE THAN LIKELY to occur. Will probably happen/recur, but it is not a persisting issue.	60-80%
5	Almost Certain	Reasonable to expect that the event WILL undoubtedly happen/recur, possibly frequently.	>80%

This page is intentionally left blank